

Financial Report



"TOP-KUN",
Mascot character of Taisei Oncho Group

TAISEI ONCHO CO., LTD.

LIVZON

Consolidated Performance Summary 1/2

(Million yen)

	FY2023	FY2024	FY2025	Change rate
Net sales	46,459	61,056	62,502	2.4%
Operating profit	1,732	3,014	3,115	3.3%
Ordinary profit	1,998	3,085	3,483	12.9%
Profit attributable to owners of Parent	1,469	1,962	2,487	26.7%

Consolidated Performance Summary 2/2

	FY2023	FY2024	FY2025
	Yen Sen	Yen Sen	Yen Sen
Earnings per share (EPS)	246.01	335.66	408.47
	%	%	%
Return on equity (ROE)	5.9	7.7	9.3
	%	%	%
Ratio of operating profit to net sales	3.7	4.9	5.0

Financial position & Cash flows

■ Financial position

(Million yen)

	FY2023	FY2024	FY2025
Total assets	41,175	45,770	46,411
Net assets	25,256	25,714	27,628
Equity ratio	% 61.3	% 56.2	% 59.5
Net assets per share	Yen Sen 4,309.72	Yen Sen 4,359.43	Yen Sen 4,565.98

Financial position & Cash flows

■ Cash flows

(Million yen)

	FY2023	FY2024	FY2025
Cash flows from operating activities	719	3,006	560
Cash flows from investing activities	△241	△767	△113
Cash flows from financing activities	△1,377	△3,224	1,139
Cash and cash equivalents at end of year	11,453	10,661	12,622

Orders by Segment

(Million yen)

	FY2023	FY2024	FY2025
Orders (consolidated)	56,421	61,137	63,601
JAPAN	44,090	45,822	51,948
USA	8,990	13,523	8,317
CHINA	3,279	1,710	3,302
AUSTRARIA	61	80	32

Net sales by Segment

(Million yen)

	FY2023	FY2024	FY2025
Net sales (consolidated)	46,459	61,056	62,502
JAPAN	34,007	45,262	47,386
USA	10,471	12,933	12,341
CHINA	1,918	2,779	2,741
AUSTRARIA	61	80	32

Operating profit by Segment

(Million yen)

	FY2023	FY2024	FY2025
Operating profit (consolidated)	1,732	3,014	3,115
JAPAN	1,128	2,161	2,485
USA	415	677	529
CHINA	176	126	129
AUSTRARIA	36	51	6

Dividend status

	Annual dividends per share			Dividend (Total)	Payout ratio (Consolidated)	Dividend on equity ratio (Consolidated)
	End of second quarter	Year-end	Total			
	Yen Sen	Yen Sen	Yen Sen	Million yen	%	%
FY2024	0.00	128.00	128.00	759	38.1	3.0
FY2025	66.00	66.00	132.00	812	32.3	3.0
FY2026 (Forecast)	87.00	87.00	174.00		58.9	

Appendix

General and Industrial M & E Installation Work

General installation work :

primarily air-conditioning and plumbing facilities in high-rise buildings, hospitals, hotels, shopping centers, schools, apartment blocks and other such general-purpose buildings.

Industrial installation work:

design, management and proposal of energy saving for Constant temperature and humidity or Clean room system.



NEWoMan YOKOHAMA



Sendai Tokushukai Hospital



PIA Arena MM

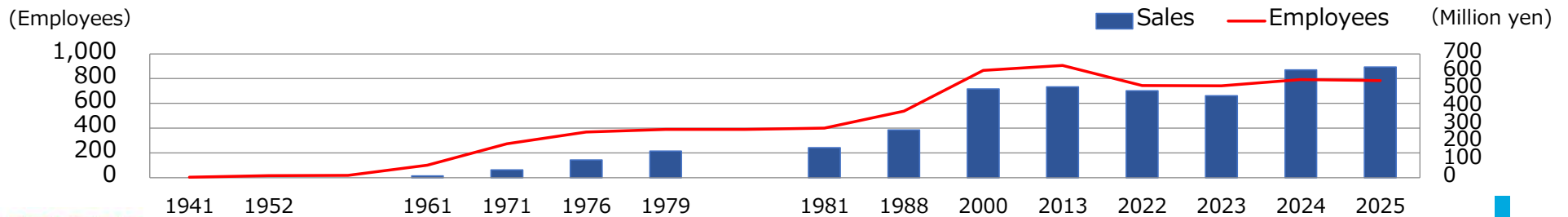
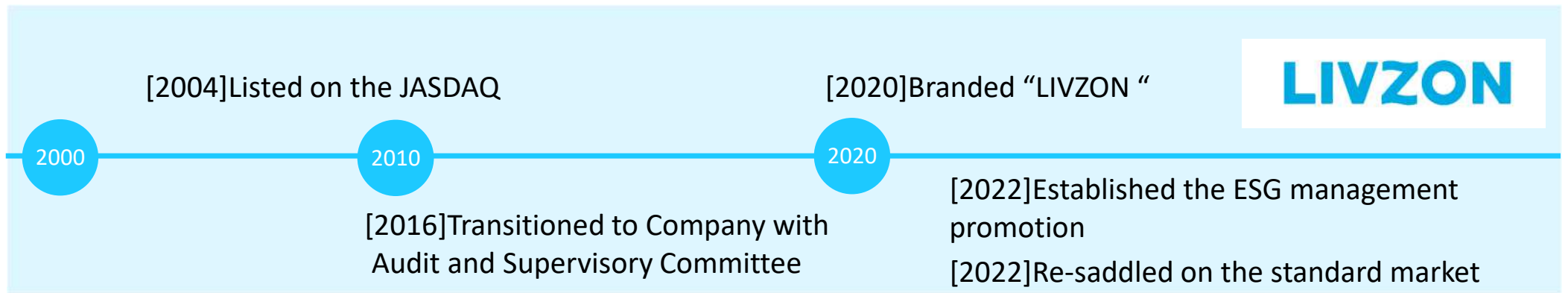
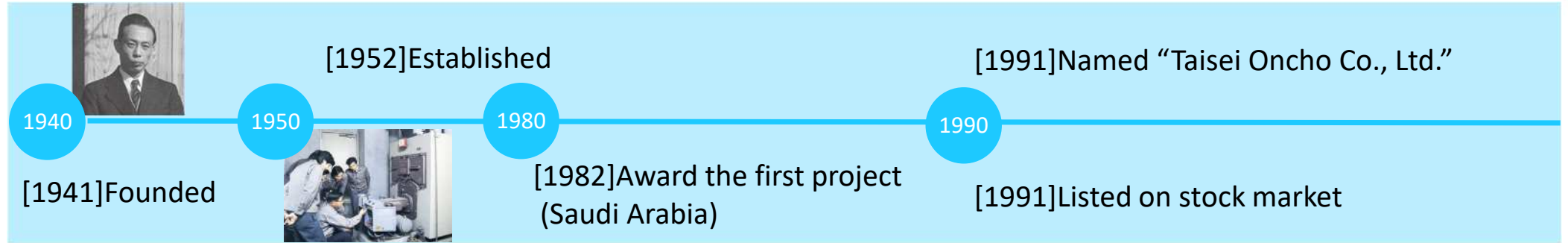


TOHO CINEMAS Tachikawa Tachihi



Canon Inc. Zhongshan Factory ©Taisei Oncho Co., Ltd
(IN CHINA)

Business History of TAISEI ONCHO Group



Inquiries for IR information

【Contact us】

Public relations section;

E-Mail: ir-info@taisei-oncho.co.jp

